



2024 THE ROAD WARRIOR DIVISION – 11.14.2023

(Modifications & additions are indicated in **RED** - if rules are printed in color)

>\$600 CLAIM RULE <

(less the racing seat, safety belts, fuel cell, fire extinguisher)

ANY CAR MAY BE DEEMED UNFIT FOR COMPETITION AT ANY TIME.

NO EQUIPMENT WILL BE CONSIDERED AS HAVING BEEN APPROVED BY REASON OF HAVING PASSED THROUGH INSPECTION UNOBSERVED. THE TECHNICAL DIRECTOR SHALL DETERMINE AS TO WHETHER ANY TYPE OF CONSTRUCTION, DESIGN OR INTERPRETATION OF ANY RULE SHALL BE ACCEPTED.

THUNDER ROAD RESERVES THE RIGHT TO UP-DATE, MODIFY, ADD OR DELETE RULES AT ANY TIME IN THE INTEREST OF PROVIDING PARITY FOR ALL COMPETITORS. ADDITIONAL REQUIREMENTS MAY BE MADE VIA OFFICIAL ENTRY REGISTRATION, TECHNICAL BULLETIN, OR MEETING ANNOUNCEMENT WHICH AUTOMATICALLY AMENDS SPECIFICATIONS HEREIN. ALL CHANGES WILL BE POSTED.

NOTE: RULES MAY BE ADJUSTED AT ANY TIME IN THE INTEREST OF COMPETITION. No adding weight unless instructed by track official.

1. All cars must be neat appearing. Cars should be painted with contrasting colors and appropriate lettering and numbers.
2. Maximum wheelbase is 107.5 inches.
3. **“ALL brakes must be in working order”**
4. No all-wheel drive or 4-wheel drive cars.
5. 4-cylinder engine only. No turbo or supercharged engines permitted. Any American made or import car allowed. **NO ANTIFREEZE – if found in violation you will be fined.**
6. No trucks, no sports cars allowed.
7. Only front wheel drive cars permitted.

- 8.. All glass must be removed, except the windshield. Windshield may be of Lexan type material.
9. All exhaust must run behind the driver and dump under the car. Muffler must be removed.
10. All doors must be welded shut. Hood and rear deck lid must have pull pin fasteners and must remain hinged to vehicle.
11. Roll Cage Requirements:
 - a. A roll cage is mandatory and must consist of four uprights joined together at all four corners of the top and two rear kicker bars allowed.
 - b. An "X" must be in place between the two rear uprights at the bottom, and then a diagonal bar may be put in place to join the top and bottom horizontal bars.
 - c. Four horizontal bars running between the front and rear upright bracing required on the driver's side and may bow outward. Vertical bar pieces **must** be welded in place between the four horizontal bars. **(See diagram)**
 - d. Bars on the driver's side must be padded with roll bar closed-cell foam padding.
 - e. A minimum of three horizontal bars or an "X" is required on the passenger side.
 - f. A horizontal bar between the two front uprights at, just above, or just below dashboard level is required. If necessary, plastic housing around the steering column shaft may be cut or removed to accommodate this horizontal bar.
 - g. Roll cage tubing must be at least 1-3/4 O.D. and a minimum of .090 wall thickness.
 - h. The roll cage may not reinforce the body or frame or alter the geometry of the car.
 - I. All pipes and bars must be professionally welded all the way around at every joint. Any vehicles with welds deemed to be unsafe will not be permitted onto the track for practice or racing until the situation is corrected to the satisfaction of the Technical Director.**
 - j. All vehicles WITH FRAMES must have the cage welded directly to the frame and not the floorboards.
 - k. All vehicles WITHOUT FRAMES must use the "sandwich" method when securing the cage into the vehicle.
12. **Stock** front and rear bumpers for make and model year must remain in place and have a minimum of two safety chains or straps. **Tow chains mandatory front and rear, minimum 3/8" chain for wrecker hook up.**
13. All body panels must remain stock for make and model year. **No cutting of panels except for driver and passenger doors for roll bar clearance.**

14. Seat **must** be aluminum racing seat. A support seat brace must be installed at the rear of the seat. All seats must be securely fastened to roll cage (not to original body) (see diagram).
15. Minimum four point 3 ½ inch aviation type seat belts.
16. Passenger seat and rear seat must be removed.
17. All airbags must be removed.
18. Original stock floorboards must remain in place. Any holes will be patched with sheet metal. Floor upholstery must be removed.
19. Batteries must remain under hood and be covered and securely fastened.
20. Stock fuel tank **may** be replaced with an 8-gallon maximum fuel cell, unless original fuel tank is mounted in front of rear axle. Installation must be approved by the Technical Director. The fuel cell must be centered and contained in trunk area. Original tanks **must** be installed with a minimum of 2 extra straps to secure to chassis.
21. Everything about the vehicle must remain stock for year, make, or model except what is in the rules above. Engine, transmission, and rear end must remain stock. **Stock camber** adjustment only. Right front wheel may have up to one-inch maximum camber. No left front or rear wheel **caster or** camber permitted.
22. Tires must be DOT type radial, same size, same number, **60 or 70** series. **NO altering tires, NO racing wheels permitted.** Stock steel wheels for make and model only. One-inch lug nuts **mandatory. No wheel weights allowed.**
- 22A. 70 series allowed with minimum tread wear of 320.
60 series allowed with minimum tread wear of 400.**
- 23. Must have reinforced right front wheels center to bead OR aftermarket rim right front.**
24. Stock dash frame must remain in place but can be covered with aluminum. Steering wheel center must be padded. Roll bars within the reach of the driver must be padded.
25. Approved window nets are mandatory and must be mounted to the roll cage. Racing-approved seat belts are mandatory. Driver's suits are highly recommended. **FIRE-RESISTANT GLOVES**, long sleeves, and long pants are mandatory.

26. A working fire extinguisher must be within reach of the driver and mounted securely on the right side of the car.
27. **A. DRIVER ELIGIBILITY: No driver shall compete in this division who has any extended sanctioned racing experience. Enduro racers may not be considered sanctioned experienced drivers. Thunder Road will determine whether a driver may or may not compete.**
- B. Drivers must purchase an ACT Warrior membership license and present proof of license issuance. Only licensed members will be allowed in pits at a reduced fee.

IT IS THE RESPONSIBILITY OF THE COMPETITOR TO OBTAIN AND BECOME FAMILIAR WITH THE CURRENT RULES PERTAINING TO THE DIVISION IN WHICH HE/SHE CHOOSES TO PARTICIPATE.

ANY ITEM NOT COVERED IN THE THUNDER ROAD RULES SECTION MUST BE STOCK OR APPROVED IN WRITING BY THUNDER ROAD. IF ANY ITEM BEING CONSIDERED BY A COMPETITOR IN THIS DIVISION IS NOT ADDRESSED IN THESE RULES, THE COMPETITOR IS REQUIRED TO CONTACT THUNDER ROAD FOR A JUDGMENT AS TO ACCEPTABILITY.

The rules and/or regulations set forth herein are designed to provide for the orderly conduct of racing events and to establish minimum acceptable requirements for such events. These rules shall govern the condition of all events, and by participating in these events all participants are deemed to have obtained, read, and understood a copy of the current rules, and complied with these rules. **NO EXPRESS OR IMPLIED WARRANTY OF SAFETY SHALL RESULT FROM PUBLICATION OF OR COMPLIANCE WITH THESE RULES AND/OR REGULATIONS.** They are intended as a guide for the conduct of the sport and are in no way a guarantee against injury or death to a participant, spectator, or official.

EIRI 111423



Administrative Office


Telephone: 802-244-6963

E-Mail: media@acttour.com

For Technical questions:

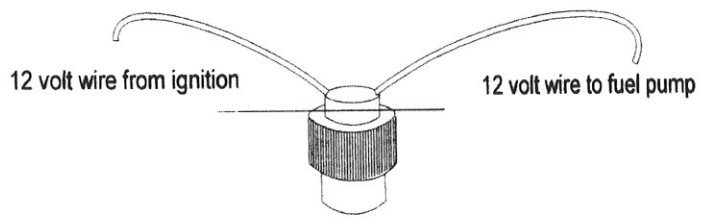
Telephone: 802-673-8408

Email: knights7177@gmail.com



Cage Configuration


ELECTRIC FUEL PUMP PRESSURE SWITCH DETAIL




7 psi (approximately) oil pressure switch

When engine hits 7 psi oil pressure, switch makes contact and supplies power to fuel pump

Fuel Cell Protector



side view



back view

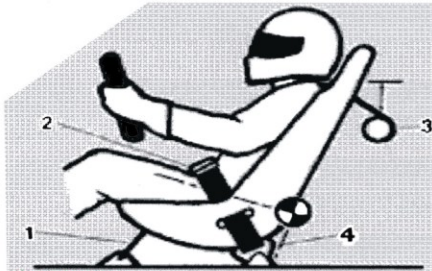
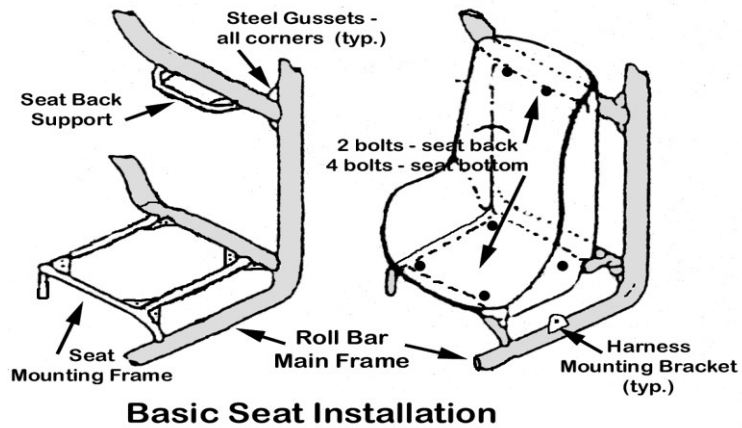


FIGURE 2

Recommended installation for seat / belts -

- 1) Anti-submarine belt should be anchored behind the chest line.
 - 2) Seat belts anchored apart, the width of driver, at an angle of 45 degrees to the floor of the car.
 - 3) Anchor shoulder straps at a point four inches below top of shoulder.
 - 4) Seat belt anchor should be positioned 2-1/2" forward of the driver's extended back line.
- All mounting brackets should be attached directly to the frame or chassis of car, and installed to limit the driver's body travel both upward and forward. **DO NOT MOUNT TO THE SHEET METAL FLOORBOARD.**

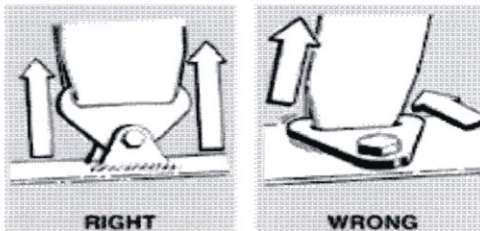


FIGURE 3 & 4

Mounting brackets should be installed at an angle that is compatible with the direction of pull on the webbing under full load.

Minimum specification for bolts and washers to attach the seat belts, harnesses and anti-submarine belt hardware are Grade 8.

ROAD WARRIOR TRANSPONDER MOUNTING LOCATION
(transponders are mandatory and are provided for a rental fee at track for \$15)

The transponder must be mounted in compliance with the diagrams provided below. It must be mounted 110" from the most forward part of the front bumper to the center of the transponder. The transponder must be attached to the roll bar "X" in roll cage or a mounting bracket off the "X" to accomplish the 110" measurement. It must be at the lowest point possible and centered through a minimum 2" hole in the floorboard. Transponder must be mounted in a direct horizontal plane (see diagram #2) to the ground with label side down and lights point towards the front or rear of the car. Mounting brackets may vary depending on car make/model, but the distance from the forward most part of the front bumper to the center of the transponder must be 110" and bracket must be mounted off "X" in roll cage




DIAGRAM #1

VIEW OF TRANSPONDER AS SEEN FROM TRACK SURFACE

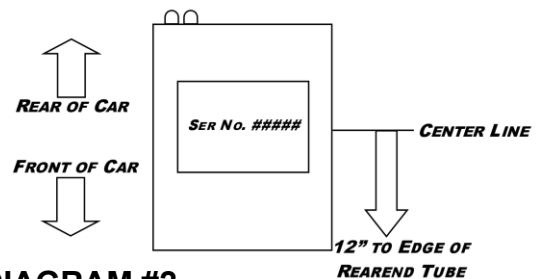


DIAGRAM #2

